

Advanced Enzyme Technologies Ltd.

CIN: L24200MH1989PLC051018

Sun Magnetica, 'A' wing, 5th Floor, LIC Service Road, LouiSwadi, Thane (W)-400 604, India

Tel: +91-22-4170 3200, Fax: +91-22-2583 5159

Email: info@advancedenzymes.com, www.advancedenzymes.com

November 12, 2020

BSE Limited
P. J. Towers,
Dalal Street,
Mumbai - 400 001
Scrip Code-540025

National Stock Exchange of India Ltd.,
Exchange Plaza,
Bandra-Kurla Complex, Bandra (E)
Mumbai - 400 051
Trading Symbol-ADVENZYMES

Subject: Outcome of Board Meeting held on November 12, 2020

Ref: ISIN: INE837H01020

With reference to the Board meeting notice dated November 02, 2020, we hereby inform that the Board of Directors in its meeting held on November 12, 2020 (commenced at 11:00 a.m. and concluded at 11:50 a.m.) has *inter-alia* transacted the following business:

- Approved the Unaudited Financial Results of the Company (Standalone & Consolidated) for the quarter and half year ended September 30, 2020.
- Approved the allotment of 45,450 Equity Shares of face value of Rs. 2/- at an exercise price of Rs. 60/- per share pursuant to exercise of options under the Employees Stock Option Scheme, 2015.

In view of the aforesaid, we hereby enclose the following:

- Unaudited Financial Results (Standalone & Consolidated) for the quarter and half year ended September 30, 2020 along with the Limited Review Report issued by B S R & Co. LLP, Statutory Auditors of the Company.
- Press Release and Earnings Presentation for the quarter and half year ended September 30, 2020.

The aforesaid financial results along with Limited Review Report and other documents as mentioned above, are also being uploaded on the website of the Company, i.e. www.advancedenzymes.com

This is for your information and for public at large.

Thanking you,
Yours faithfully,

For Advanced Enzyme Technologies Limited


Sanjay Basantani

Company Secretary & Head - Legal



Encl: As above

B S R & Co. LLP

Chartered Accountants

14th Floor, Central Wing,
Tower 4, Nesco Center,
Western Express Highway, Goregaon (East),
Mumbai – 400063

Telephone: +91 22 6257 1000
Fax: +91 22 6257 1010

Limited Review Report

To The Board of Directors of Advanced Enzyme Technologies Limited

1. We have reviewed the accompanying Statement of unaudited consolidated financial results of Advanced Enzyme Technologies Limited (“the Parent”) and its subsidiaries (the Parent and its subsidiaries together referred to as “the Group”), for the quarter ended 30 September 2020 and year to date results for the period from 01 April 2020 to 30 September 2020 (“the Statement”), being submitted by the Parent pursuant to the requirements of Regulation 33 of the SEBI (Listing Obligations and Disclosure Requirements) Regulations, 2015, as amended (“Listing Regulations”).
2. This Statement, which is the responsibility of the Parent’s management and approved by the Parent’s Board of Directors, has been prepared in accordance with the recognition and measurement principles laid down in Indian Accounting Standard 34 “*Interim Financial Reporting*” (“Ind AS 34”), prescribed under Section 133 of the Companies Act, 2013, and other accounting principles generally accepted in India and in compliance with Regulation 33 of the Listing Regulations. Our responsibility is to express a conclusion on the Statement based on our review.
3. We conducted our review of the Statement in accordance with the Standard on Review Engagements (SRE) 2410 “*Review of Interim Financial Information Performed by the Independent Auditor of the Entity*”, issued by the Institute of Chartered Accountants of India. A review of interim financial information consists of making inquiries, primarily of persons responsible for financial and accounting matters, and applying analytical and other review procedures. A review is substantially less in scope than an audit conducted in accordance with Standards on Auditing and consequently does not enable us to obtain assurance that we would become aware of all significant matters that might be identified in an audit. Accordingly, we do not express an audit opinion.

We also performed procedures in accordance with the circular issued by the SEBI under Regulation 33 (8) of the Listing Regulations, to the extent applicable.

4. The Statement includes the results of the following entities:

Sr. No.	Name of entity	Relationship
1	Advanced Bio-Agro Tech Limited	Subsidiary
2	Advanced Enzytech Solutions Limited	Wholly owned subsidiary
3	Advanced Enzymes USA, Inc. (“AEU”)	Wholly owned subsidiary
4	Cal India Foods International (“CAL”)	Wholly owned subsidiary of AEU
5	Advanced Supplementary Technologies Corporation	Wholly owned subsidiary of AEU
6	Enzyme Innovation, Inc.	Wholly owned subsidiary of CAL
7	Dynamic Enzymes, Inc.	Wholly owned subsidiary of AEU
8	JC Biotech Private Limited	Subsidiary
9	Advanced Enzymes (Malaysia) Sdn. Bhd	Wholly owned subsidiary
10	Advanced Enzymes Europe B.V. (“AEBV”)	Wholly owned subsidiary
11	Evovx Technologies GmbH	Wholly owned subsidiary of AEBV

Limited Review Report (*Continued*)

Advanced Enzyme Technologies Limited

5. Based on our review conducted and procedures performed as stated in paragraph 3 above and based on the consideration of the review reports of the other auditors referred to in paragraph 6 below, nothing has come to our attention that causes us to believe that the accompanying Statement, prepared in accordance with the recognition and measurement principles laid down in the aforesaid Indian Accounting Standard and other accounting principles generally accepted in India, has not disclosed the information required to be disclosed in terms of Regulation 33 of the Listing Regulations, including the manner in which it is to be disclosed, or that it contains any material misstatement.
6. We did not review the interim financial statements / financial information / financial results of three subsidiaries included in the Statement, whose interim financial statements / financial information / financial results reflect total assets of Rs. 965 million as at 30 September 2020 and total revenues of Rs. 275 million and Rs. 485 million, total net profit after tax of Rs. 39 million and Rs. 47 million and total comprehensive income of Rs. 41 million and Rs. 48 million, for the quarter ended 30 September 2020 and for the period from 01 April 2020 to 30 September 2020, respectively, and cash flows (net) of Rs. 39 million for the period from 01 April 2020 to 30 September 2020, before giving effect of consolidation adjustments, as considered in the consolidated unaudited financial results. These interim financial statements / financial information / financial results have been reviewed by other auditors whose reports have been furnished to us by the management and our conclusion on the Statement, in so far as it relates to the amounts and disclosures included in respect of these subsidiaries, is based solely on the reports of the other auditors and the procedures performed by us as stated in paragraph 3 above.

Our conclusion on the Statement is not modified in respect of the above matters.

7. The Statement includes the interim financial statements/ financial information/ financial results of three subsidiaries which have not been reviewed/audited, whose interim financial statements/ financial information/ financial results reflect total assets of Rs. 854 million as at 30 September 2020 and total revenue of Rs. 51 million and Rs. 73 million, total net profit/(loss) after tax of Rs. 21 million and Rs. 27 million and total comprehensive income of Rs. 21 million and Rs. 27 million for the quarter ended 30 September 2020 and for the period from 01 April 2020 to 30 September 2020, respectively, and cash flows (net) of Rs. 10 million for the period from 01 April 2020 to 30 September 2020, before giving effect of consolidation adjustments, as considered in the Statement. According to the information and explanations given to us by the management, these interim financial statements / financial information / financial results are not material to the Group.

Our conclusion on the Statement is not modified in respect of the above matter.

For B S R & Co. LLP

Chartered Accountants

Firm's Registration No. 101248W/W-100022

**SADASHIV
SHANKAR
SHETTY**

Digitally signed by
SADASHIV SHANKAR
SHETTY
Date: 2020.11.12
11:37:28 +05'30'

Sadashiv Shetty

Partner

Mumbai
12 November 2020

Membership No: 048648
ICAI UDIN: 20048648AAAACS1292

Advanced Enzyme Technologies Limited

CIN No.: L24200MH1989PLC051018

Regd. Office and Corporate Office: Sun Magnetica, 5th Floor, Near LIC Service Road, Louiswadi, Thane-400604, Maharashtra, India.

Tel No:91-22-41703220 Fax No: +91-22-25835159

Website: www.advancedenzymes.com, Email Id :sanjay@advancedenzymes.com

Statement of unaudited consolidated financial results for the quarter and six months ended 30 September 2020

(₹ in million except per share data)

	Particulars	Quarter ended			Six months ended		Year ended
		30-Sep-20 Unaudited	30-Jun-20 Unaudited	30-Sep-19 Unaudited	30-Sep-20 Unaudited	30-Sep-19 Unaudited	31-Mar-20 Audited
1	Revenue from operations	1,203.86	1,105.01	1,114.42	2,308.87	2,217.78	4,439.86
2	Other Income (refer note iv)	5.82	52.34	15.36	58.16	25.96	56.43
3	Total Income (1+2)	1,209.68	1,157.35	1,129.78	2,367.03	2,243.74	4,496.29
4	Expenses						
(a)	Cost of materials consumed	177.51	240.98	249.83	418.49	474.05	906.00
(b)	Purchases of stock-in-trade	0.00	0.00	0.49	0.00	1.28	2.30
(c)	Changes in inventories of finished goods, work-in-progress and stock-in-trade	8.16	(29.97)	(8.16)	(21.81)	(45.71)	(99.21)
(d)	Employee benefits expense	214.16	210.97	204.83	425.13	409.25	801.92
(e)	Finance costs (including exchange difference)	3.85	4.57	7.35	8.42	15.50	30.36
(f)	Depreciation and amortisation expense	68.00	67.22	64.71	135.22	127.31	257.78
(g)	Other expenses	218.90	165.75	194.75	384.65	371.36	805.57
	Total Expenses	690.58	659.52	713.80	1,350.10	1,353.04	2,704.72
5	Profit before exceptional item and tax (3-4)	519.10	497.83	415.98	1,016.93	890.70	1,791.57
6	Exceptional item	-	-	-	-	-	-
7	Profit before tax (5-6)	519.10	497.83	415.98	1,016.93	890.70	1,791.57
8	Tax expense						
	Current tax	159.31	142.00	119.74	301.31	253.77	502.77
	Deferred tax charge / (credit)	(25.80)	7.78	(22.19)	(18.02)	(21.18)	(41.69)
	Total tax expense	133.51	149.78	97.55	283.29	232.59	461.08
9	Net profit for the period (7-8)	385.59	348.05	318.43	733.64	658.11	1,330.49
10	Other comprehensive income						
A (i)	Items that will not be reclassified to profit or loss						
	Remeasurements of defined benefit liability/(asset)	0.28	(1.25)	(0.01)	(0.97)	(4.04)	(5.70)
(ii)	Income tax related to items that will not be reclassified to profit or loss	(0.06)	0.37	0.01	0.31	1.19	1.65
B (i)	Items that will be reclassified to profit or loss						
	Exchange differences in translating financial statements of foreign operations	(98.06)	18.54	92.47	(79.52)	82.48	398.87
(ii)	Income tax related to items that will be reclassified to profit or loss	-	-	-	-	-	-
	Total Other comprehensive income	(97.84)	17.66	92.47	(80.18)	79.63	394.82
11	Total comprehensive income (9+10)	287.75	365.71	410.90	653.46	737.74	1,725.31
12	Net profit attributable to:						
	Shareholders of the Company	371.86	342.49	309.53	714.35	643.55	1,292.94
	Non-controlling interest	13.73	5.56	8.90	19.29	14.56	37.55
13	Other comprehensive income attributable to:						
	Shareholders of the Company	(98.18)	17.74	92.39	(80.44)	79.67	395.09
	Non-controlling interest	0.34	(0.08)	0.08	0.26	(0.04)	(0.27)
14	Total comprehensive income attributable to:						
	Shareholders of the Company	273.68	360.23	401.91	633.91	723.22	1,688.03
	Non-controlling interest	14.07	5.48	8.99	19.55	14.52	37.28
15	Paid-up Equity Share Capital (Face Value ₹ 2 each fully paid up)	223.36	223.36	223.35	223.36	223.35	223.36
16	Other equity						8,173.17
17	Earnings Per Share of ₹ 2 each (not annualized)						
(a)	₹ (Basic)	3.33	3.07	2.77	6.40	5.76	11.58
(b)	₹ (Diluted)	3.33	3.06	2.77	6.39	5.76	11.56

Advanced Enzyme Technologies Limited

CIN No.: L24200MH1989PLC051018

Regd. Office and Corporate Office: Sun Magnetica, 5th Floor, Near LIC Service Road, Louiswadi, Thane-400604, Maharashtra, India.

Tel No:91-22-41703220 Fax No: +91-22-25835159

Website: www.advancedenzymes.com, Email Id :sanjay@advancedenzymes.com

Statement of consolidated assets and liabilities

(₹ in million)

	Particulars	As at 30 Sept 2020	As at 31 March 2020
		Unaudited	Audited
I. ASSETS			
	(1) Non-current assets		
	(a) Property, Plant and Equipment	2,016.86	2,095.75
	(b) Capital work-in-progress	84.41	47.57
	(c) Goodwill	2,898.63	2,941.26
	(d) Other Intangible assets	577.33	591.69
	(e) Intangible assets under development	53.69	53.75
	(f) Financial Assets		
	(i) Investments	0.62	0.62
	(ii) Loans	22.26	22.77
	(iii) Other financial assets	0.05	0.05
	(g) Deferred tax assets (net)	75.98	74.24
	(h) Income tax assets (net)	57.89	136.40
	(i) Other non-current assets	13.20	18.05
	Total non-current assets	5,800.92	5,982.15
	(2) Current Assets		
	(a) Inventories	891.82	800.30
	(b) Financial Assets		
	(i) Investments	1,034.14	1,235.27
	(ii) Trade receivables	774.97	746.91
	(iii) Cash and cash equivalents	1,475.01	826.64
	(iv) Bank balances other than (iii) above	91.55	3.56
	(v) Loans	0.86	0.73
	(vi) Other financial assets	50.94	35.68
	(c) Other current assets	132.44	106.65
	Total current assets	4,451.73	3,755.74
	(3) Non-current assets held for sale	48.17	48.17
	Total assets	10,300.82	9,786.06
II. EQUITY AND LIABILITIES			
	(1) Equity		
	(a) Equity share capital	223.36	223.36
	(b) Other equity	8,742.73	8,173.17
	Equity attributable to the owners of the Company	8,966.09	8,396.53
	Non-controlling interest	291.10	277.95
	Total equity	9,257.19	8,674.48
	(2) Non-current liabilities		
	(a) Financial liabilities		
	(i) Borrowings	21.72	41.54
	(ii) Lease liability	56.43	78.29
	(b) Provisions	8.82	12.97
	(c) Deferred tax liabilities (net)	344.65	328.55
	Total non-current liabilities	431.62	461.35
	(3) Current liabilities		
	(a) Financial liabilities		
	(i) Borrowings	77.11	127.40
	(ii) Trade payables		
	a) total outstanding dues of micro enterprises and small enterprises	5.62	5.66
	b) total outstanding dues of creditors other than micro enterprises and small enterprises	92.47	90.76
	(iii) Other financial Liabilities	216.02	237.94
	(b) Other current liabilities	91.50	97.29
	(c) Provisions	26.85	32.29
	(d) Current tax liabilities (net)	47.68	4.13
	Total current liabilities	557.25	595.47
	(4) Liabilities for non-current assets held for sale	54.76	54.76
	Total equity and liabilities	10,300.82	9,786.06

Advanced Enzyme Technologies Limited

CIN No.: L24200MH1989PLC051018

Regd. Office and Corporate Office: Sun Magnetica, 5th Floor, Near LIC Service Road, Louiswadi, Thane-400604, Maharashtra, India.

Tel No:91-22-41703220 Fax No: +91-22-25835159

Website: www.advancedenzymes.com, Email Id :sanjay@advancedenzymes.com

Statement of unaudited consolidated statement of cash flows for the six months ended 30 September 2020

(₹ in million)

	Period ended 30 September 2020 Unaudited	Period ended 30 September 2019 Unaudited
A. Cash flows from operating activities		
Profit before tax	1016.93	890.70
	1016.93	890.70
Adjustments for non-cash transactions		
Depreciation and amortization expense	135.22	127.31
Property, plant and equipments written off	0.12	-
Bad and doubtful trade receivables written off	-	0.26
Goodwill written off	-	0.93
Provision for doubtful trade receivables written back	(1.84)	0.24
Employee stock compensation expense	2.68	5.59
Excess provision written back	(0.00)	-
Sundry balances written off	0.08	0.26
Fair valuation of investments in marketable securities	(1.88)	-
Unrealized foreign exchange loss/(gain)	(0.37)	(0.18)
	1,150.94	1,025.11
Items considered separately		
Interest income	(1.91)	(1.93)
Interest expenses	8.40	14.41
Operating profit before working capital changes	1157.43	1,037.59
Adjustments for:		
(Increase) / Decrease in Non-current loans	-	0.02
(Increase) / Decrease in other non-current assets	1.13	4.54
(Increase) / Decrease in inventories	(96.56)	29.35
(Increase) / Decrease in trade receivables	(28.47)	(76.03)
(Increase) / Decrease in Current loans	(0.12)	0.31
(Increase) / Decrease in financial current assets	(14.77)	(8.96)
(Increase) / Decrease in Other current assets	(26.81)	2.49
(Decrease) / Increase in provisions	(10.42)	117.08
(Decrease) / Increase in trade payables	1.44	(16.64)
(Decrease) / Increase in current financial liabilities - others	(14.64)	(38.86)
(Decrease) / Increase in other current liabilities	(5.38)	(27.64)
Cash generated from operating activities	962.83	1023.25
Income taxes paid (net of refund)	(151.38)	(274.89)
Net cash generated from operating activities	811.45	748.36
B. Cash flows from investing activities		
Purchase of property, plant and equipment	(60.63)	(75.59)
Proceeds from sale of Property, plant and equipments	0.06	-
Purchase of intangible assets (net of refund)	(0.41)	3.52
(Purchase) / Proceeds from sale of current investments (net)	182.23	(5.98)
Interest received	2.04	1.97
(Increase) in bank deposits with maturity more than 3 months but less than 12 months	(87.56)	(0.07)
(Increase) / Decrease in bank deposits with maturity of more than 12 months	(0.00)	-
Net cash (used in) investing activities	35.73	(76.15)
C. Cash flows from financing activities		
Proceeds from issue of share capital including securities premium	-	1.65
Proceed/ (Repayment) from long-term borrowings (net)	(14.71)	(25.82)
Repayment of short-term borrowings (net)	(58.57)	(78.65)
Interest paid	(8.10)	(13.92)
Lease liability paid	(24.89)	(18.55)
Dividends paid (including dividend tax)	(73.41)	(80.78)
Net cash generated from financing activities	(179.68)	(216.07)
Net (decrease) / increase in cash and cash equivalents (A+B+C)	667.50	456.14
Cash and cash equivalents as at the beginning of the period	826.64	230.62
Effect of exchange rate changes on cash and cash equivalents held	(19.13)	1.62
Cash and cash equivalents as at the end of the period	1,475.01	688.38
Composition of cash and cash equivalents		
Cash in hand	0.62	0.79
Balance with banks :		
Current account	816.77	322.30
Fixed deposit account (with maturity less than 3 months)	44.19	64.03
Liquid fund balance (with maturity less than 3 months)	613.43	301.26
Deposits with maturity more than 3 months but less than 12 months	90.18	0.00
	1565.19	688.38
Less: Deposits with maturity more than 3 months but less than 12 months	90.18	0.00
	1,475.01	688.38

Figures are below Rs 0.01 Million, hence disclosed as Rs 0.00

Advanced Enzyme Technologies Limited

CIN No.: L24200MH1989PLC051018

Regd. Office and Corporate Office: Sun Magnetica, 5th Floor, Near LIC Service Road, Louiswadi, Thane-400604, Maharashtra, India.

Tel No:91-22-41703220 Fax No: +91-22-25835159

Website: www.advancedenzymes.com, Email Id :sanjay@advancedenzymes.com

Notes:

(i) The above unaudited consolidated financial results include the financial results of Advanced Enzyme Technologies Limited (the "Company" or the "Holding Company") and the financial results of the subsidiary companies, Advanced Bio-Agro Tech Limited (India), Advanced Enzytech Solutions Limited (India), JC Biotech Private Limited (India), Advanced Enzymes USA, Inc. (U.S.A.), Cal India Foods International (U.S.A.), Advanced Supplementary Technologies Corporation (U.S.A.), Enzyme Innovation, Inc. (U.S.A.), Dynamic Enzymes, Inc. (U.S.A.), Advanced Enzymes (Malaysia) Sdn. Bhd. (Malaysia), Advanced Enzymes Europe B.V. (Netherlands) and Evoxx Technologies GmbH (Germany). The Holding Company and its subsidiary companies constitute the "Group".

(ii) The above unaudited consolidated financial results of the Group were reviewed by the Audit Committee and thereafter approved by the Board of Directors at their meeting held on 12 November 2020. The above results have been subjected to 'limited review' by the statutory auditors of the Company and they have issued an unmodified report. The limited review report will be filed with stock exchanges and will be available on the Company's website. The above results has been prepared in accordance with the Companies (Indian Accounting Standards) Rules, 2015 (Ind AS) prescribed under Section 133 of the Companies Act, 2013 and other recognised accounting practices and policies to the extent applicable.

(iii) The Group operates only in one business segment viz. 'manufacturing and sales of enzymes'.

(iv) Other income for quarter ended 30 June 2020 includes Rs. 40.7 million of grant received from the Government of United States of America ("USA") by subsidiaries Cal India Foods International (U.S.A.), Advanced Supplementary Technologies Corporation (U.S.A.) and Enzyme Innovation, Inc. (U.S.A.) under CARES Act ("Act") as Paycheck Protection Program.

(v) The Group has considered internal and external information while assessing recoverability of its assets disclosed in the financial statement upto the date of approval of these financial results by the Board of Directors. Based on such assessment and considering the current economic indicators, the Group expects to recover the carrying amount of these assets. The Group has also considered the impact of COVID-19 on the business for the foreseeable future and has concluded that the Group has sufficient resources to continue as a going concern. The impact of the global health pandemic may be different from that estimated as at the date of approval of these financial results and the Group will continue to closely monitor any material changes to future economic conditions.

**SADASHIV
SHANKAR
SHETTY**

Digitally signed by
SADASHIV SHANKAR
SHETTY
Date: 2020.11.12 11:38:00
+05'30'

By Order of the Board of Directors
For Advanced Enzyme Technologies Limited
CIN No.: L24200MH1989PLC051018

**MUKUND
MADHUSUDAN
KABRA**

M.M. Kabra
Wholtime Director
DIN : 00148294



Place: Thane
Dated: 12 November 2020

B S R & Co. LLP

Chartered Accountants

14th Floor, Central Wing,
Tower 4, Nesco Center,
Western Express Highway, Goregaon (East),
Mumbai – 400063

Telephone: +91 22 6257 1000
Fax: +91 22 6257 1010

Limited Review Report

To The Board of Directors of Advanced Enzyme Technologies Limited

1. We have reviewed the accompanying Statement of unaudited standalone financial results of Advanced Enzyme Technologies Limited ('the Company') for the quarter ended 30 September 2020 and year to date results for the period from 1 April 2020 to 30 September 2020 ("the Statement").
2. This Statement, which is the responsibility of the Company's management and approved by the Board of Directors, has been prepared in accordance with the recognition and measurement principles laid down in Indian Accounting Standard 34 "*Interim Financial Reporting*" ("Ind AS 34"), prescribed under Section 133 of the Companies Act, 2013, and other accounting principles generally accepted in India and in compliance with Regulation 33 of the Listing Regulations. Our responsibility is to issue a report on the Statement based on our review.
3. We conducted our review of the Statement in accordance with the Standard on Review Engagements (SRE) 2410 "*Review of Interim Financial Information Performed by the Independent Auditor of the Entity*" issued by the Institute of Chartered Accountants of India. This standard requires that we plan and perform the review to obtain moderate assurance as to whether the Statement is free of material misstatement. A review is limited primarily to inquiries of company personnel and analytical procedures applied to financial data and thus provides less assurance than an audit. We have not performed an audit and accordingly, we do not express an audit opinion.
4. Based on our review conducted as above, nothing has come to our attention that causes us to believe that the accompanying Statement, prepared in accordance with applicable accounting standards and other recognised accounting practices and policies has not disclosed the information required to be disclosed in terms of Regulation 33 of the SEBI (Listing Obligations and Disclosure Requirements) Regulations, 2015 including the manner in which it is to be disclosed, or that it contains any material misstatement.

For **B S R & Co. LLP**
Chartered Accountants

Firm's Registration No. 101248W/W-100022

SADASHIV
SHANKAR
SHETTY

Digitally signed by
SADASHIV SHANKAR
SHETTY
Date: 2020.11.12
11:39:04 +05'30'

Sadashiv Shetty
Partner

Membership No: 048648

ICAI UDIN: 20048648AAAACR7007

Mumbai
12 November 2020

Advanced Enzyme Technologies Limited

CIN No.: L24200MH1989PLC051018

Regd. Office and Corporate Office: Sun Magnetica, 5th Floor, Near LIC Service Road, Louiswadi, Thane-400604, Maharashtra, India.

Tel No:91-22-41703220 Fax No: +91-22-25835159

Website: www.advancedenzymes.com, Email Id :sanjay@advancedenzymes.com

Statement of unaudited standalone financial results for the quarter and six months ended 30 September 2020

(₹ in Million except per share data)

	Particulars	Quarter ended			Six months ended		Year ended
		30-Sep-20 Unaudited	30-Jun-20 Unaudited	30-Sep-19 Unaudited	30-Sep-20 Unaudited	30-Sep-19 Unaudited	31-Mar-20 Audited
1	Revenue from operations	723.15	614.05	589.08	1,337.20	1,174.21	2,473.54
2	Other Income	17.36	7.29	11.03	24.65	27.43	90.01
3	Total Income (1+2)	740.51	621.34	600.11	1,361.85	1,201.64	2,563.55
4	Expenses						
(a)	Cost of materials consumed	233.87	187.15	222.81	421.02	443.88	944.36
(b)	Purchases of stock-in-trade	-	-	-	-	-	-
(c)	Changes in inventories of finished goods, work-in-progress and stock-in-trade	(24.07)	7.67	(1.21)	(16.40)	(19.16)	(56.78)
(d)	Employee benefits expense	89.51	83.15	86.35	172.66	171.87	326.07
(e)	Finance costs (including exchange difference)	0.17	0.43	2.17	0.60	4.98	11.00
(f)	Depreciation and amortisation expense	21.55	21.18	21.93	42.73	43.24	88.14
(g)	Other expenses	137.42	104.42	125.46	241.84	232.30	492.23
	Total expenses	458.45	404.00	457.51	862.45	877.11	1,805.02
5	Profit before exceptional item and tax (3-4)	282.06	217.34	142.60	499.40	324.53	758.53
6	Exceptional item	-	-	-	-	-	-
7	Profit before tax (5-6)	282.06	217.34	142.60	499.40	324.53	758.53
8	Tax expense						
	Current tax	81.08	61.09	37.12	142.17	84.90	193.89
	Deferred tax charge/(credit)	(0.36)	3.04	(6.01)	2.68	(4.60)	(14.91)
	Total tax expense	80.72	64.13	31.11	144.85	80.30	178.98
9	Net profit for the period (7-8)	201.34	153.21	111.49	354.55	244.23	579.55
10	Other comprehensive income						
A (i)	Items that will not be reclassified to Profit or Loss						
	Remeasurements of defined benefit liability/(asset)	(1.29)	(0.90)	(0.32)	(2.19)	(3.75)	(4.49)
(ii)	Income tax related to items that will not be reclassified to Profit or Loss	0.38	0.26	0.09	0.64	1.09	1.31
B (i)	Items that will be reclassified to Profit or Loss	-	-	-	-	-	-
(ii)	Income tax related to items that will be reclassified to Profit or Loss	-	-	-	-	-	-
	Total Other comprehensive income	(0.91)	(0.64)	(0.23)	(1.55)	(2.66)	(3.18)
11	Total comprehensive income (9+10)	200.43	152.57	111.26	353.00	241.57	576.37
12	Paid-up Equity Share Capital (Face Value ₹ 2 each fully paid up)	223.36	223.36	223.35	223.36	223.35	223.36
13	Other equity						3,481.47
14	Earnings Per Share of ₹ 2 each (not annualized)						
(a)	₹ (Basic)	1.80	1.37	1.00	3.17	2.19	5.19
(b)	₹ (Diluted)	1.80	1.37	1.00	3.17	2.18	5.18

Statement of standalone assets and liabilities

		(₹ in million)	
Particulars	As at 30 Sep 2020 Unaudited	As at 31 March 2020 Audited	
I. ASSETS			
(1) Non-current assets			
(a) Property, Plant and Equipment	1,228.54	1,251.63	
(b) Capital work-in-progress	82.56	45.80	
(c) Other Intangible assets	14.75	17.89	
(d) Intangible assets under development	53.69	53.75	
(e) Financial Assets			
(i) Investments			
- Investment in subsidiaries	1,198.29	1,197.83	
- other investment	0.62	0.62	
(ii) Loans	276.26	265.21	
(iii) Other financial assets	0.05	0.05	
(f) Income tax asset (net)	50.96	76.03	
(g) Other non-current assets	12.00	16.15	
Total non-current assets	2,917.72	2,924.96	
(2) Current Assets			
(a) Inventories	669.83	596.54	
(b) Financial Assets			
(i) Investments	127.08	10.00	
(ii) Trade receivables	475.29	518.87	
(iii) Cash and cash equivalents	52.74	26.69	
(iv) Bank balances other than (iii) above	91.05	3.56	
(v) Loans	0.31	0.19	
(vi) Other financial assets	30.30	23.62	
(c) Other current assets	68.61	74.15	
Total current assets	1,515.21	1,253.62	
(3) Non-current assets held for sale	48.17	48.17	
Total assets	4,481.10	4,226.75	
II. EQUITY AND LIABILITIES			
(1) Equity			
(a) Equity share capital	223.36	223.36	
(b) Other equity	3,770.15	3,481.47	
Total equity	3,993.51	3,704.83	
(2) Non-current liabilities			
(a) Financial liabilities			
(i) Borrowings	2.04	7.61	
(ii) Lease liability	0.81	2.08	
(b) Provisions	6.76	10.84	
(c) Deferred tax liabilities (net)	118.69	90.34	
Total non-current liabilities	128.30	110.87	
(3) Current liabilities			
(a) Financial liabilities			
(i) Borrowings	0.00	78.63	
(ii) Trade payables			
a) total outstanding dues of micro enterprises and small enterprises	1.91	2.73	
b) total outstanding dues of creditors other than micro enterprises and small enterprises	159.53	134.39	
(iii) Other financial Liabilities	93.47	93.40	
(b) Other current liabilities	28.85	25.97	
(c) Provisions	16.65	17.05	
(d) Current tax liabilities (net)	4.12	4.12	
Total current liabilities	304.53	356.29	
(4) Liabilities for non-current assets held for sale	54.76	54.76	
Total equity and liabilities	4,481.10	4,226.75	

Advanced Enzyme Technologies Limited

CIN No.: L24200MH1989PLC051018

Regd. Office and Corporate Office: Sun Magnetica, 5th Floor, Near LIC Service Road, Louiswadi, Thane-400604, Maharashtra, India.

Tel No:91-22-41703220 Fax No: +91-22-25835159

Website: www.advancedenzymes.com, Email Id :sanjay@advancedenzymes.com

	30 Sep 2020 Rs. in million Unaudited	30 Sep 2019 Rs. in million Unaudited
A. Cash flows from operating activities		
Profit before tax	499.40	324.53
	499.40	324.53
Adjustments for non-cash transactions		
Depreciation and amortization expense	42.73	43.24
(Profit) / Loss on sale of property, plant and equipment	0.12	-
Bad debts written off	-	0.26
Provision for doubtful trade receivables provided / (written back)	0.65	-
Employee stock compensation expense	2.52	5.27
Guarantee commission	(0.30)	(0.80)
Excess provision written back	0.00	0.00
Sundry balances written off/ (back) (net)	0.08	0.26
Unrealized foreign exchange loss/(gain)	(0.37)	(0.23)
MTM valuation of investments	(0.53)	-
Provision for investments and loans given to subsidiary	-	10.52
	544.30	383.05
Items considered separately		
Interest income	(12.44)	(15.95)
Interest expenses	0.60	3.92
Dividend income	(9.60)	(8.10)
Operating profit before working capital changes	522.86	362.92
Adjustments for working capital changes.		
(Increase) / Decrease in Non-current loans	-	(0.13)
(Increase) / Decrease in other non-current assets	0.44	(1.16)
(Increase) / Decrease in inventories	(73.29)	32.50
(Increase) / Decrease in trade receivables	43.32	(51.12)
(Increase) / Decrease in Current loans	(0.12)	0.08
(Increase) / Decrease in financial current assets - Others	(6.68)	(8.80)
(Increase) / Decrease in Other current assets	5.54	(29.59)
(Decrease) / Increase in provisions	(6.65)	(2.75)
(Decrease) / Increase in trade payables	24.12	(75.15)
(Decrease) / Increase in current financial liabilities - others	6.08	15.89
(Decrease) / Increase in other current liabilities	2.88	(14.84)
Cash generated from operating activities	518.50	227.85
Income taxes paid (net)	(90.78)	(59.89)
Net cash generated from operating activities	427.72	167.96
B. Cash flows from investing activities		
Purchase of property, plant and equipment	(51.22)	(23.81)
Proceeds from sale of property, plant and equipment	0.07	-
Purchase of intangible assets (net of refunds)	(0.41)	3.52
(Purchase) / Proceeds from sale of current investments (net)	(116.55)	-
Interest received	1.38	0.53
Dividend received	8.88	8.10
(Increase) / Decrease in bank deposits with maturity more than 3 months but less than 12 months	(87.56)	(0.07)
(Increase) / Decrease in bank deposits with maturity of more than 12 months	(0.00)	(0.00)
Net cash (used in) investing activities	(245.41)	(11.73)
C. Cash flows from financing activities		
Proceeds from issue of share capital including securities premium	-	1.65
Repayment of long-term borrowings (net)	(8.58)	(10.37)
Repayment of short-term borrowings (net)	(78.53)	(65.63)
Interest paid	(0.60)	(3.92)
Payment of Lease liabilities	(1.54)	(1.30)
Dividends paid (including dividend distribution tax)	(67.01)	(76.89)
Net cash (used in) financing activities	(156.26)	(156.46)
Net (decrease) / increase in cash and cash equivalents (A+B+C)	26.05	(0.23)
Cash and cash equivalents as at the beginning of the period	26.69	1.86
Cash and cash equivalents as at the end of the period	52.74	1.63
Composition of cash and cash equivalents		
Cash in hand	0.33	0.34
Balance with banks :		
Current account	51.97	1.16
Fixed deposit account (with maturity less than 3 months)	0.44	0.13
	52.74	1.63

Figures are below Rs 0.01 Million, hence disclosed as Rs 0.00

Advanced Enzyme Technologies Limited

CIN No.: L24200MH1989PLC051018

Regd. Office and Corporate Office: Sun Magnetica, 5th Floor, Near LIC Service Road, Louiswadi, Thane-400604, Maharashtra, India.

Tel No:91-22-41703220 Fax No: +91-22-25835159

Website: www.advancedenzymes.com, Email Id :sanjay@advancedenzymes.com

Notes:

(i) The above unaudited standalone financial results of the Advanced Enzyme Technologies Limited ('the Company') were reviewed by the Audit Committee and thereafter approved by the Board of Directors at their meeting held on 12 November 2020. The above results have been subjected to 'limited review' by the statutory auditors of the Company and they have issued an unmodified report. The limited review report will be filed with stock exchanges and will be available on the Company's website. The above unaudited standalone results has been prepared in accordance with the Companies (Indian Accounting Standards) Rules, 2015 (Ind AS) prescribed under Section 133 of the Companies Act, 2013 and other recognised accounting practices and policies in India.

(ii) The Company operates only in one business segment viz. 'manufacturing and sales of enzymes'.

(iii) The Company has considered internal and external information while assessing recoverability of its assets disclosed in the financial statement upto the date of approval of these financial results by the Board of Directors. Based on such assessment and considering the current economic indicators, the Company expects to recover the carrying amount of these assets. The Company has also considered the impact of COVID-19 on the business for the foreseeable future and has concluded that the Company has sufficient resources to continue as a going concern. The impact of the global health pandemic may be different from that estimated as at the date of approval of these financial results and the Company will continue to closely monitor any material changes to future economic conditions.

**SADASHIV
SHANKAR
SHETTY**

Digitally signed by
SADASHIV SHANKAR
SHETTY
Date: 2020.11.12
11:38:33 +05'30'

Place: Thane

Dated: 12 November 2020

By Order of the Board of Directors

For Advanced Enzyme Technologies Limited


CIN: L24200MH1989PLC051018

**MUKUND
MADHUSUDAN
KABRA**

M. M. Kabra

Wholetime Director

DIN : 00148294



**FOR
EARNINGS RELEASE**

IMMEDIATE

RELEASE

Date: November 12, 2020

**Advanced Enzyme Technologies Limited announces Financial Results
for
Second Quarter and Half Year ended September 2020**

Mumbai, India: Thursday, November 12, 2020 – Advanced Enzyme Technologies Limited (Advanced Enzymes; NSE: ADVENZYMES; BSE: 540025), a leading specialty biotech company, with global leadership in the manufacturing of enzymes, today announced their unaudited financial results for second quarter ended September 2020.

Financial Highlights – Q2FY21 vs Q2FY20:

- ✓ Consolidated Q2FY21 Sales up 8% Y-o-Y to INR 1,204 mn against INR 1,114 mn in Q2FY20
- ✓ Consolidated EBITDA for Q2FY21 stands at INR 585 mn against INR 473 mn in Q2FY20, up 24%
- ✓ Consolidated EBITDA Margin for Q2FY21 stands at 49% as against 42% in Q2FY20
- ✓ Consolidated Q2FY21 Net Profit rise by 21% at INR 386 mn against INR 318 mn in Q2FY20

Financial Highlights – H1FY21 vs H1FY20:

- ✓ Consolidated H1FY21 Sales up 4% Y-o-Y to INR 2,309 mn against INR 2,218 mn in H1FY20
- ✓ Consolidated EBITDA for H1FY21 stands at INR 1,102 mn against INR 1,008 mn in H1FY20, up 9%
- ✓ Consolidated EBITDA Margin for H1FY21 stands at 48% as against 45% in H1FY20
- ✓ Consolidated H1FY21 Net Profit rise by 11% at INR 734 mn against INR 658 mn in H1FY20

Results Conference Call Details

We will hold an earnings conference call on 12th November 2020, Thursday at 05:30 P.M. IST to discuss quarterly performance. Transcript of the call will be available later in the Investor Relations section of our website www.advancedenzymes.com

Please dial the numbers at least 5-10 minutes prior to the conference schedule to ensure that you are connected on time.

Conference Call Primary Number: +91 22 6280 1403 / +91 22 7115 8304

Advanced Enzyme Technologies Ltd.

Regd. Office: 5th Floor, 'A' Wing, Sun Magnetica, Louiswadi, Thane (W), Mumbai -400 604 | Tel.: +91 22 41703200
Website: www.advancedenzymes.com | CIN No: U24200MH1989PLC051018

About Advanced Enzyme Technologies Limited

Advanced Enzyme Technologies Limited, incorporated in 1989, is a research driven company with global leadership in the manufacturing of enzymes. The company is committed to provide eco-safe solutions to wide variety of industries like human care and nutrition, animal nutrition, baking, fruit & vegetable processing, brewing & malting, grain processing, protein modification, dairy processing, specialty applications, textile processing, leather processing, paper & pulp processing, biofuels, biomass processing, bio catalysis, etc. The company aims to provide side-effect-free healthcare and eco-safe industrial solutions to its customers globally, and is today, the largest producer of enzymes in Central Asia.

Equipped with state-of-the-art 7 manufacturing facilities and 6 research & development locations across India, Germany and US, Advanced Enzymes exports to 45+ countries across 6 continents, and provides customized & effective enzyme solutions coupled with the best in technical advice & superior service.

Advanced Enzymes has received the Bio-Excellence award for being the Best Industrial Biotech Company at Bangalore India Bio in 2010 as well as 2014. In 2013, Advanced Enzymes has also been recognised by Inc. India, as one of the top 500 fastest-growing mid-sized companies in India. Advanced Enzymes has also been recipient of the Emerging India Award in 2010, in the Life Sciences category, by CNBC TV18 and ICICI Bank. Advanced Enzymes has also been awarded for Best IPO at IR Society Awards 2017, by Investor Relation Society of India in association with BSE, KPMG India and Bloomberg.


Forward-looking statements

This press release may contain forward-looking statements with respect to Advanced Enzyme Technologies' future (financial) performance and position. Such statements are based on current expectations, estimates and information currently available to the company.

Advanced Enzyme Technologies Limited cautions readers that such statements involve certain risks and uncertainties that are difficult to predict and therefore it should be understood that many factors can cause actual performance and position to differ materially from these statements. The company has no obligation to update the statements contained in this press release, unless required by law.


Advanced Enzyme Technologies Limited





Disclaimer

This information may contain certain forward-looking statements/details in the current scenario, which is extremely dynamic and increasingly fraught with risks and uncertainties. Actual results, performances, achievements or sequence of events may be materially different from the views expressed herein. Investors/shareholders/public are hence cautioned not to place undue reliance on these statements/details, and are advised to conduct their own investigation and analysis of the information contained or referred to in this section before taking any action with regard to their own specific objectives. Further, the discussion following here in reflects the perceptions on major issues as on date and the opinions expressed here are subject to change without notice. The Company undertakes no obligation to publicly update or revise any of the opinions or forward-looking statements expressed in this section, consequent to new information, future events or otherwise.



Company Overview

What are enzymes?

Enzymes are natural protein molecules that act as catalysts within living cells, produced by all living organisms. Function as specialized catalysts and accelerate the pace of biochemical reactions.

Advanced uses enzymes to replace chemicals in, and improve efficiency of, a wide variety of industrial processes for its customers.



Advanced Enzymes is a research driven company with global leadership in the manufacturing of enzymes and probiotics. We are committed to providing eco-safe solutions to a wide variety of industries like human health care and nutrition, animal nutrition, baking, fruit & vegetable processing, brewing & malting, grain processing, protein modification, dairy processing, speciality applications, textile processing and others. Our aim is to replace traditionally used chemicals with eco-friendly enzymatic solutions.

What are Probiotics?

Probiotics are live microorganisms, when administered in sufficient amount, confer health benefits to human and animals. Probiotics have now become an integral part of several therapies for the digestive disorders and newer applications for treatment of several other diseases are being developed. Probiotics act by fighting with the disease causing microorganisms and by secreting beneficial metabolites in the human/animal system.

Advanced Enzymes has developed and upscaled technologies for the production and application of several important probiotics.

Mission




It is our mission to see that every human being is able to take advantage of the power of enzymes for well-being and leading a healthy life!

Vision



Our vision at Advanced Enzymes is to become the largest, enzyme-based, value provider to consumers and processors globally!



Advanced Enzyme Technologies Limited – A Rising Global Star



Manufacturing Units – 7

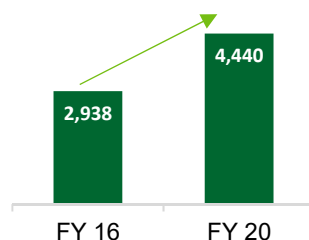
India - 5 | USA - 2



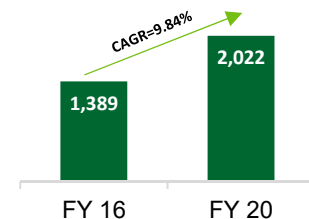
R&D Units – 6

India – 4 | USA – 1 | Germany – 1

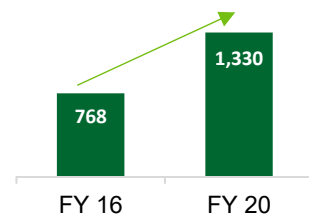
REVENUE (₹ mn)



EBIDTA (₹ mn)



PAT (₹ mn)



Indian enzyme company



Highest market share in India



Listed integrated enzyme player globally



68+

Enzymes & Probiotics



400+

Proprietary Products



700+

Customers Worldwide



45+

Countries Worldwide Presence



550+

Employees



7

Registered Patents



11

Food Enzyme Dossiers filed with EFSA



2*

GRAS Dossier evaluated by US FDA



420

m³ Fermentation Capacity




25+

Years of Fermentation Experience

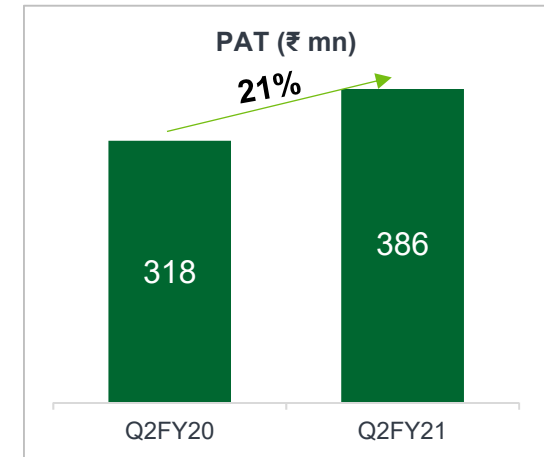
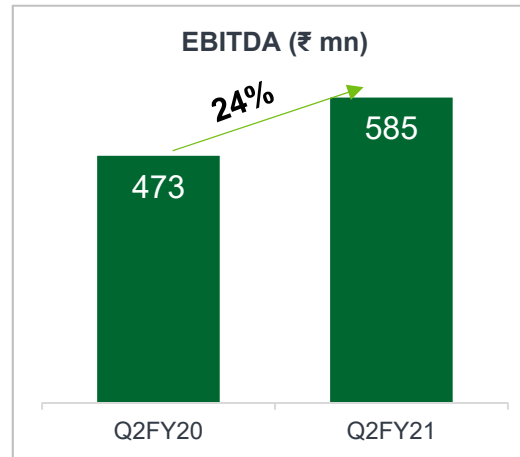
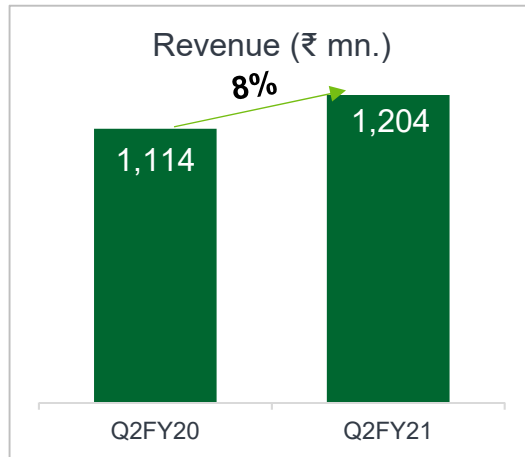
Note: Facts & Figures as on 31st March 2020

*1 GRAS Dossier under evaluation with US FDA

Note: 2015: as per IGAAP | 2019: as per IndAs

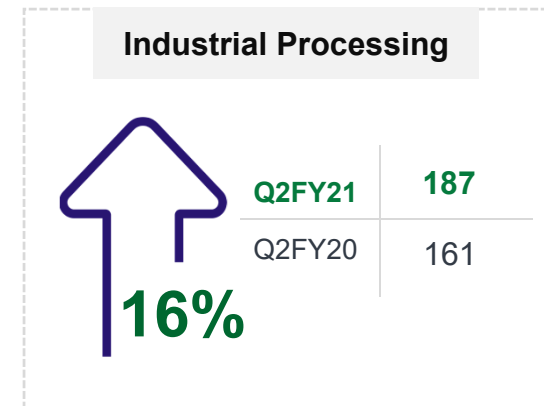
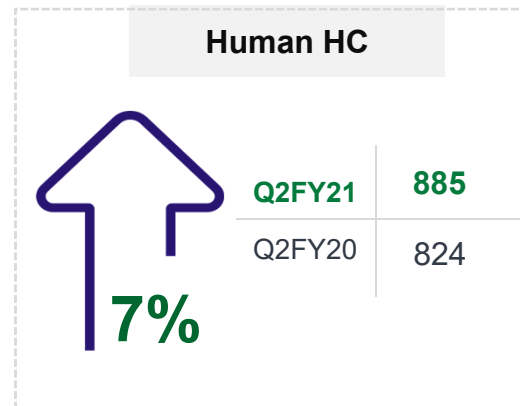
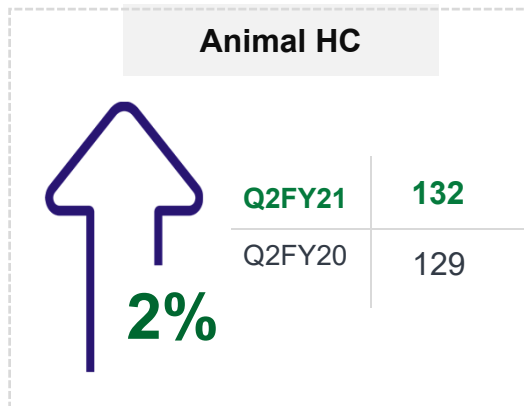


Results Summary – Q2FY21 (Consolidated) Y-o-Y



Revenue Breakup ₹ in Million


*YoY Growth



Note: 1. On Consolidated Basis
2. PAT is before minority

3. Product categorywise revenue does not include other operating income and Ind AS adjustments

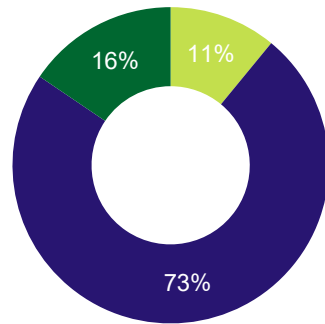
4. Ind AS adjustments are carried out on account of commission and discount.



Revenue Split – Q2FY21 vs. Q2FY20

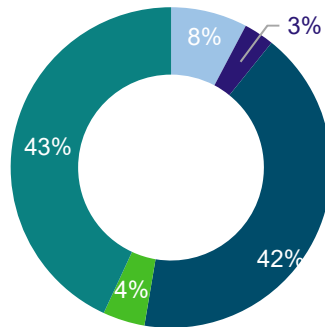
Q2FY21

Product Category-wise (%)



Animal HC Human HC Bio-Processing

Geographical Revenue Split (%)



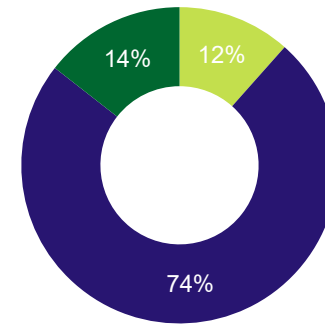
Asia (ex- India) Others India Europe USA

Note: 1. On Consolidated Basis

2. EBITDA is including other income

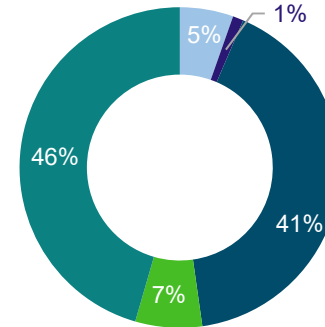
Q2FY20

Product Category-wise (%)



Animal HC Human HC Bio-Processing


Geographical Revenue Split (%)



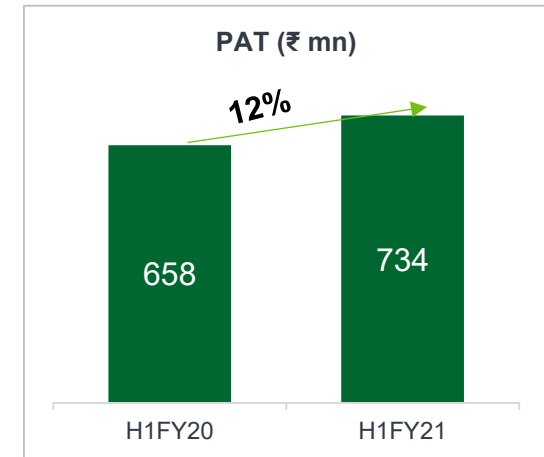
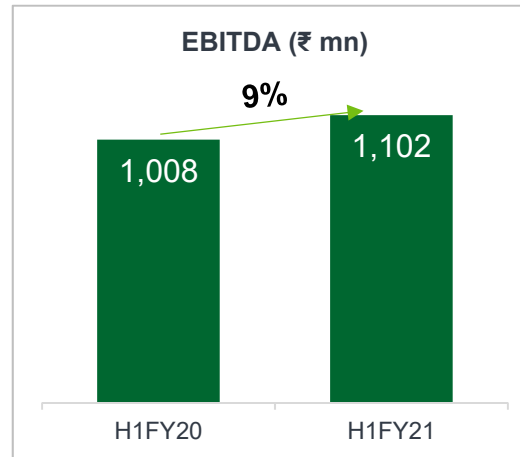
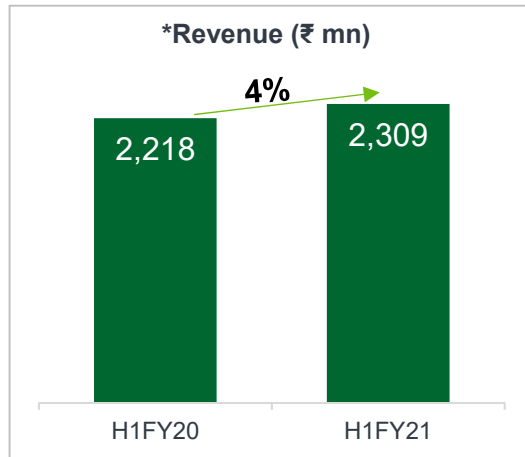
Asia (ex- India) Others India Europe USA

3. Segment-wise revenue does not include other operating income

4. Ind AS adjustments are carried out on account of commission and discount.

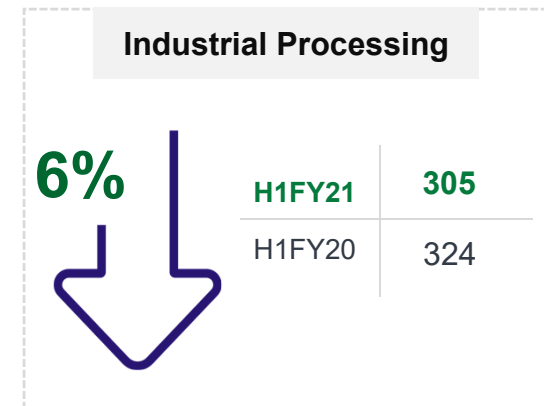
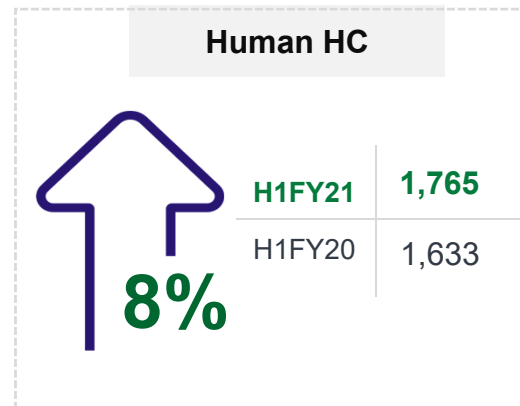
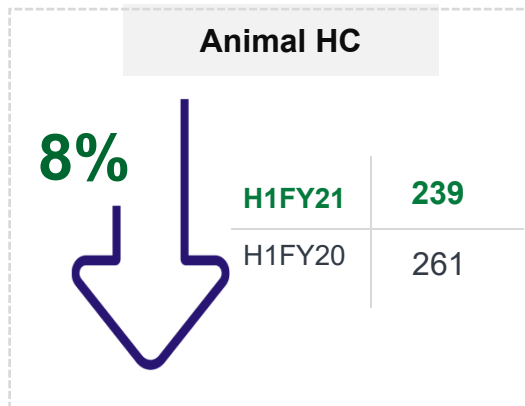


Results Summary – H1FY21 (Consolidated) Y-o-Y



Revenue Breakup ₹ in Million


*YoY Growth



Note: 1. On Consolidated Basis
2. PAT is before minority

3. Product categorywise revenue does not include other operating income and Ind AS adjustments

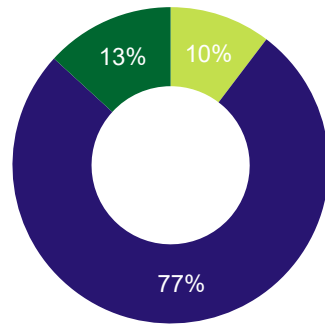
4. Ind AS adjustments are carried out on account of commission and discount.



Revenue Split – H1FY21 vs. H1FY20

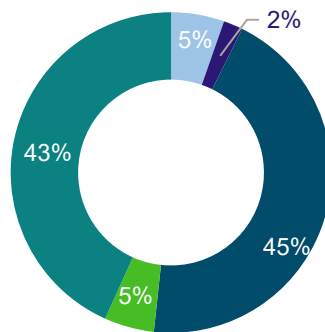
H1FY21

Product Category-wise (%)



■ Animal HC ■ Human HC ■ Bio-Processing

Geographical Revenue Split (%)



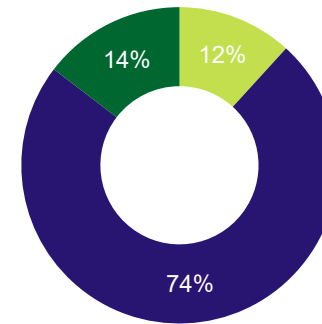
■ Asia (ex- India) ■ Others ■ India ■ Europe ■ USA

Note: 1. On Consolidated Basis

2. EBITDA is including other income

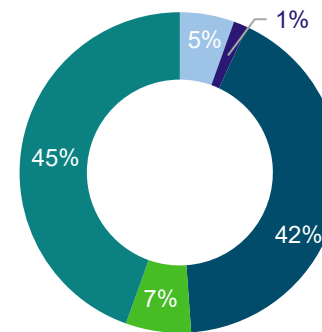
H1FY20

Product Category-wise (%)



■ Animal HC ■ Human HC ■ Bio-Processing


Geographical Revenue Split (%)



■ Asia (ex- India) ■ Others ■ India ■ Europe ■ USA

3. Segment-wise revenue does not include other operating income

7. Ind AS adjustments are carried out on account of commission and discount.




Profit & Loss (Consolidated) – Q1FY21 & H1FY21



₹ in Million except per share data


Particulars	Q2FY21 Unaudited	Q1FY21 Unaudited	Q2FY20 Unaudited	Y-o-Y (%)	H1FY21 Unaudited	H1FY20 Unaudited	Y-o-Y (%)
Income from Operations	1,204	1,105	1,114	8%	2,309	2,218	4%
Expenses	687	654	706	(3%)	1,342	1,338	0%
Profit from Operations before Other Income, Finance Costs and Exceptional Item	517	451	408	27%	967	880	10%
Other Income	6	52	15	(60%)	58	26	123%
Profit from ordinary activities before Finance Costs and Exceptional Item	523	503	423	24%	1,025	906	13%
Finance costs	4	5	7	(43%)	8	15	(47%)
Profit from ordinary activities before exceptional item and tax	519	498	416	25%	1,017	891	14%
Profit from ordinary activities before tax	519	498	416	25%	1,017	891	14%
Tax	133	150	98	36%	283	233	21%
Net Profit for the period	386	348	318	21%	734	658	12%
Earnings Per Share	3.33	3.13	2.99		6.40	5.76	



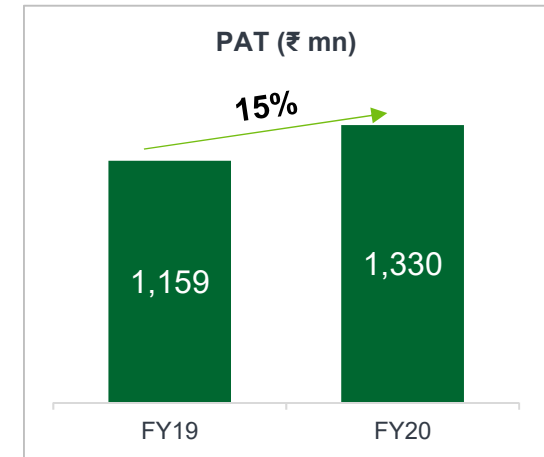
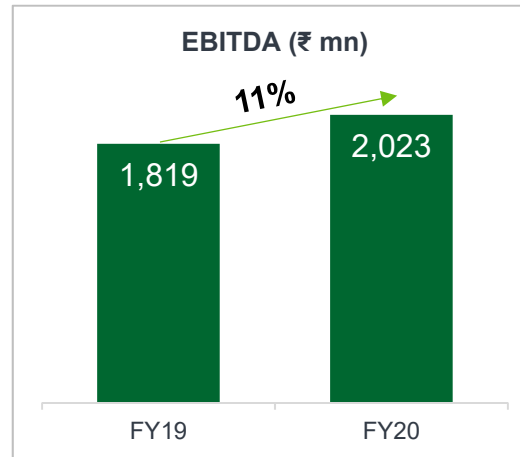
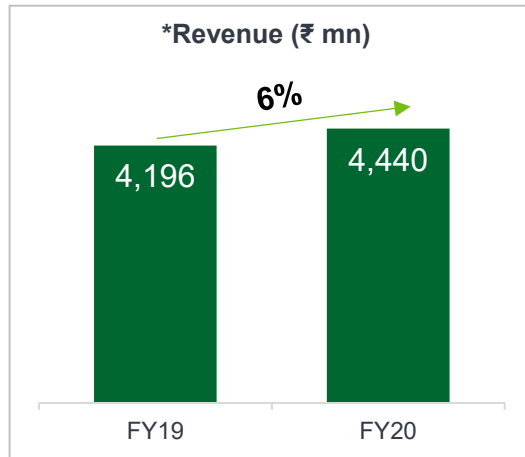
Balance Sheet (Consolidated) – H1FY21

₹ in Million

Particulars	H1FY21 Unaudited	H1FY20 Audited
Assets		
Property, plant and equipment	2,017	1,706
Capital work-in-progress	138	157
Intangible assets	577	594
Goodwill	2,899	2,764
Other non-current assets	170	185
Current assets	4,452	3,396
Assets held for sale	48	48
Total Assets	10,301	8,850
Equity And Liabilities		
Equity share capital	223	223
Other equity	8,743	7,215
Non-controlling interest	291	267
Non-current liabilities	432	460
Current liabilities	557	630
Liabilities classified as held for sale	55	55
Total – Equity and Liabilities	10,301	8,850

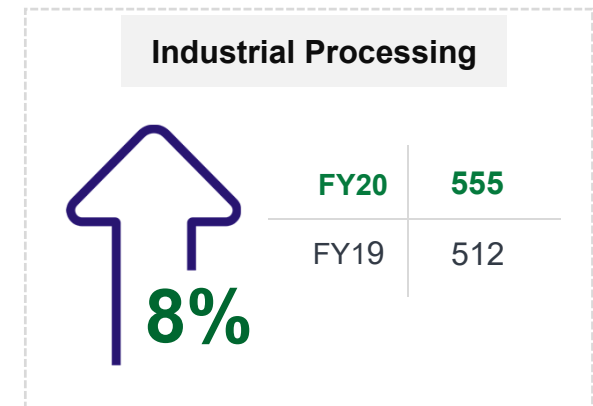
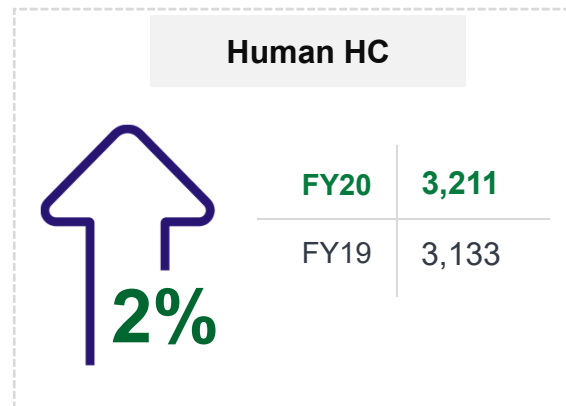
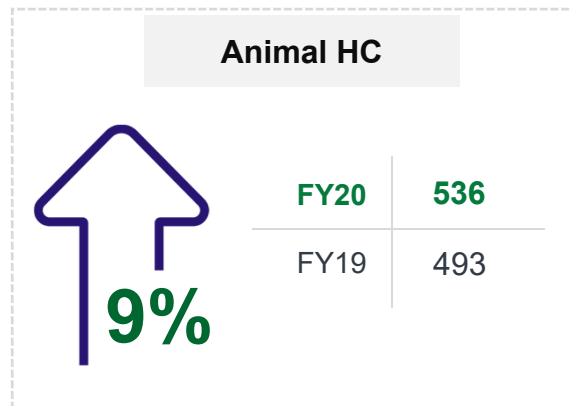


Results Summary – FY20



Revenue Breakup ₹ in Million


*YoY Growth



Note: 1. On Consolidated Basis
2. PAT is before minority

3. Segment-wise revenue does not include other operating income and Ind AS adjustments

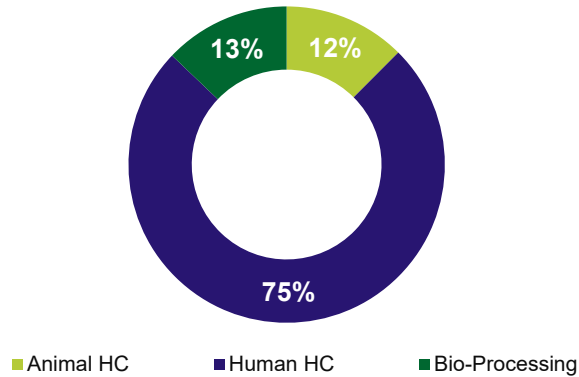
4. Ind AS adjustments are carried out on account of commission and discount.



Revenue Split – FY20

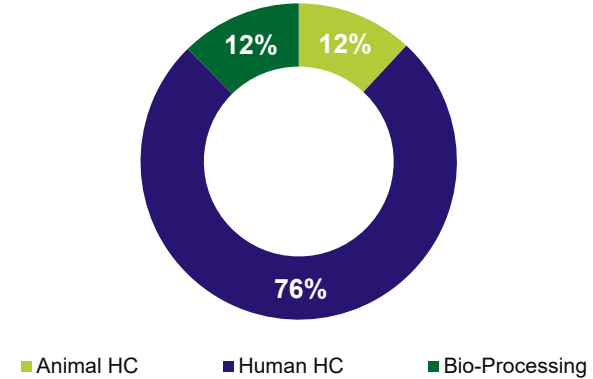
FY20

Product Category-wise (%)

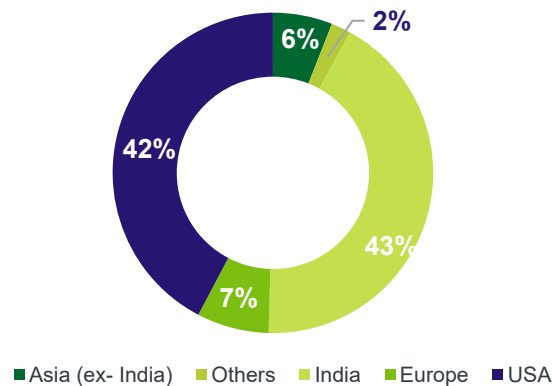


FY19

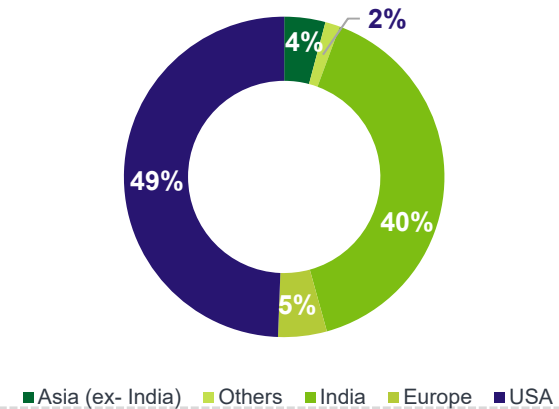
Product Category-wise (%)



Geographical Revenue Split (%)




Geographical Revenue Split (%)



Note: 1. On Consolidated Basis
2. PAT is before minority

3. Segment-wise revenue does not include other operating income and Ind AS adjustments


4. Ind AS adjustments are carried out on account of commission and discount.



Profit & Loss (Consolidated) – FY20

₹ in Million except per share data

Particulars	FY20 Audited	FY19 Audited	Y-o-Y (%)
Income from Operations	4,440	4,196	6%
Expenses	2,675	2,587	3%
Profit from Operations before Other Income, Finance Costs and Exceptional Item	1,765	1,609	10%
Other Income	57	50	12%
Profit from ordinary activities before Finance Costs and Exceptional Item	1,822	1,659	10%
Finance costs	30	39	(23%)
Profit from ordinary activities before exceptional item and tax	1,792	1,620	11%
Profit from ordinary activities before tax	1,792	1,620	11%
Tax	461	461	0%
Net Profit for the period	1,330	1,159	15%
Earnings Per Share	11.58	9.95	




Balance Sheet (Consolidated) – FY20



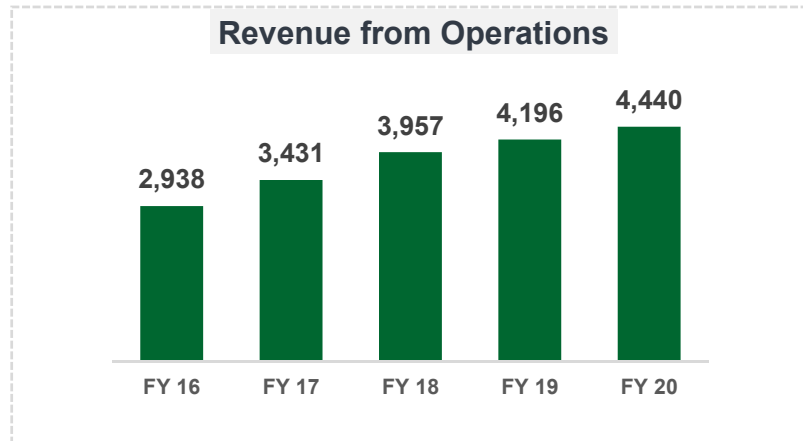
₹ in Million

Particulars	FY20 Audited	FY19 Audited
Assets		
Property, plant and equipment	2,042	1,618
Capital work-in-progress	101	105
Intangible assets	646	622
Goodwill	2,941	2,715
Other non-current assets	195	183
Current assets	3,813	2,820
Assets held for sale	48	48
Total Assets	9,786	8,111
Equity And Liabilities		
Equity share capital	223	223
Other equity	8,173	6,565
Non-controlling interest	278	260
Non-current liabilities	461	358
Current liabilities	596	651
Liabilities classified as held for sale	55	54
Total – Equity and Liabilities	9,786	8,111

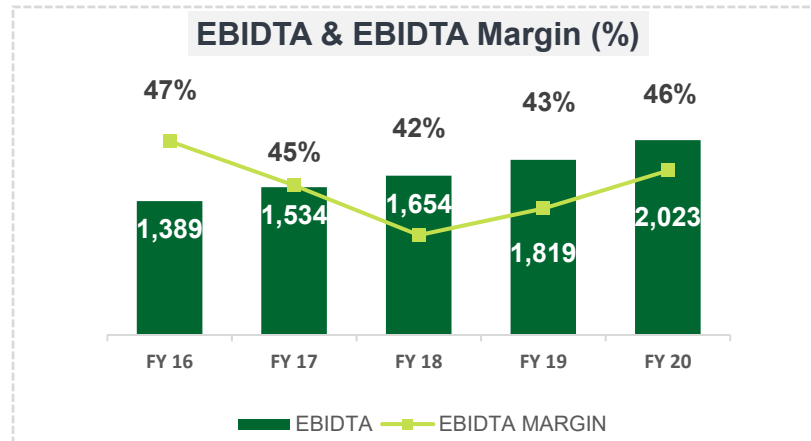


Strong Financial Performance – FY20

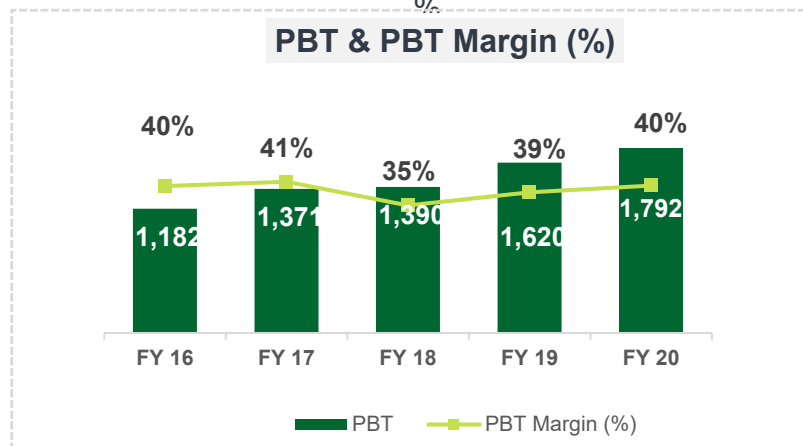
₹ in Million



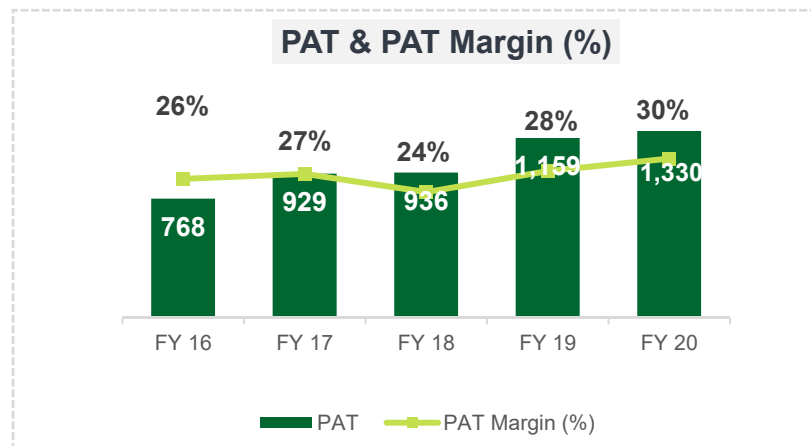
CAGR=10.87%



CAGR=9.84%



CAGR=10.95%




CAGR=14.72%

Note: As per IGAAP | FY17, FY18, FY19 – as per IndAs

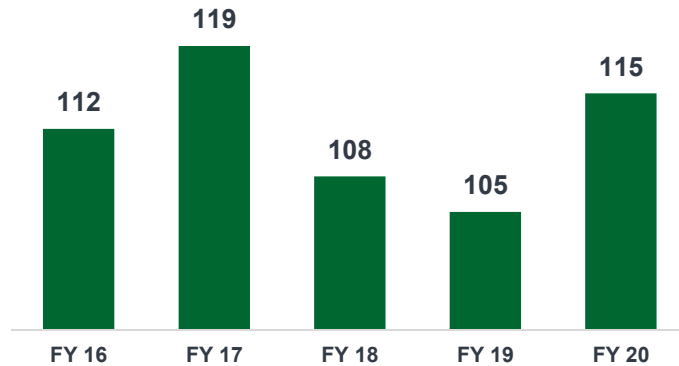
All numbers are on Consolidated basis

ROE = Profit after tax / Average shareholder equity; RoCE = (Net Profit before Tax, Exceptional and extraordinary items + Finance cost) / Average (Net debt + Network)

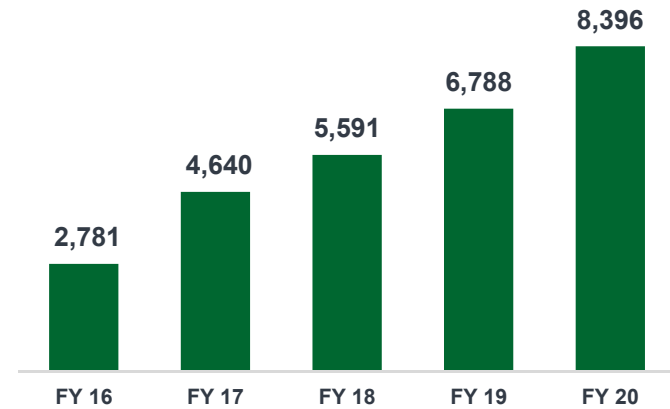


Strong Financial Performance – FY20

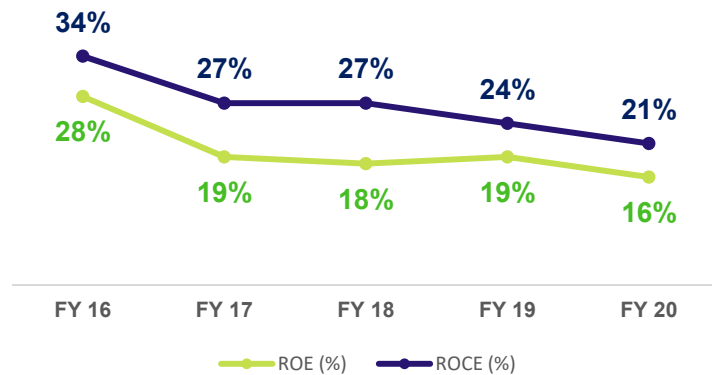
Net Working Capital (Days)



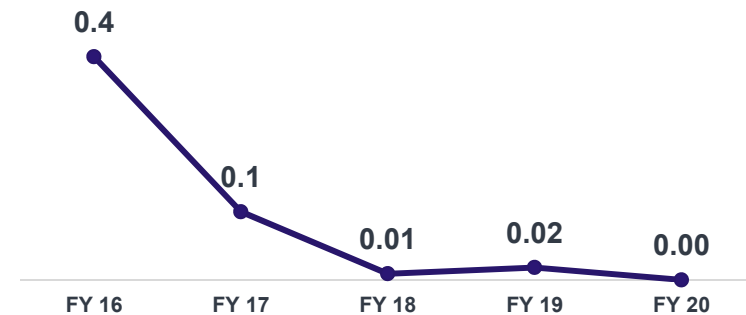
Net Worth (₹ mn)



ROE (%) & ROCE (%)



Net Debt to Equity (x)




Note: As per IGAAP | FY17, FY18 & FY19 – as per IndAs

All numbers are on Consolidated basis





Net working capital days = $((\text{Trade receivables} + \text{inventories} - \text{Trade payables}) / \text{Revenue from operations}) * 365$

Net Debt = Long term debt + short term debt + current maturities of long term debt – Cash & Cash Equivalent



Shareholder Information

Stock Data (As on 11th November 2020)

 Market Capitalization (₹)	34,307 mn
 Shares Outstanding	111.67 mn
 Free Float	4.55 mn
 Symbol (NSE/ BSE)	ADVENZYMES / 540025

Stock Chart (As on 11th November 2020)

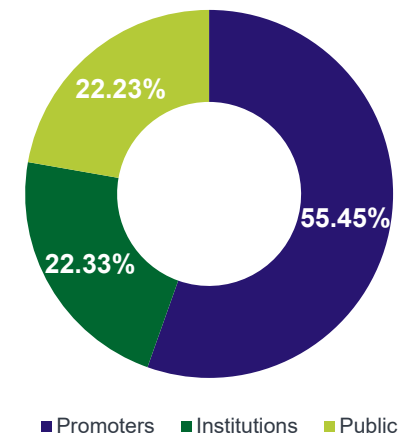


Source: BSE, NSE, Thomson Reuters

Top 5 Institutional Holders (As on 06th November 2020)

Institutions	OS (%)
ORBIMED ASIA III MAURITIUS	12.09
HDFC AMC	5.70
NALANDA INDIA EQUITY FUND	4.75
OLD WELL EMERGING MARKETS	0.51
UTI – HEALTHCARE FUND	0.40

Shareholding Pattern (%)



Note: Data mentioned in above chart is as on 30th September 2020



Thank You

Advanced Enzyme Technologies Limited

Address: 5th Floor, 'A' wing, Sun Magnetica LIC Service Road, Louiswadi, Thane (W) 400 604, India

Tel: +91-22-4170 3200

Web: www.advancedenzymes.com

Fax: + 91-22-25835159

